

BUY (Maintain)
TP upside (downside) +21.3%
Close Oct 07, 2019
Price 207.00
12M Target 251.00
Research Analysts:

Trin Sittisawad FRM
Tel. 662 009 8068
E-Mail Trin.S@yuanta.co.th
ID 091364

Bloomberg code	AEONTS.TB
Market cap (THBmn)	51.750.00
Corporate Gov.Rating	5
6M avg. daily turnover (THBmn)	34.08
Outstanding shares (mn)	250
Free float (%)	30.88%
Major shareholders (%)	
AEON FINANCIAL SERVICE CO.,LTD.	35.12
ACS CAPITAL Corp	19.20
AEON Holding (THAILAND)	8.80

Financial outlook (THBmn)

Year to Dec	2017A	2018A	2019F	2020F
NII	14,644	16,469	18,005	19,281
Non NII	1,914	1,992	2,297	2,580
Op. profit	16,558	18,461	20,302	21,861
Net profit	2,966	3,506	4,242	4,694
EPS (THB)	11.87	14.03	16.97	18.78
EPS growth (%)	23.4%	18.2%	21.0%	10.7%
P/E (X)	17.45	14.76	12.20	11.02
ROE (%)	20.0%	20.5%	21.0%	19.7%
Div. yield (%)	1.9%	1.1%	1.4%	1.5%
DPS (THB)	3.85	2.35	2.84	3.15

Source: Company, Yuanta Research
AEON THANA SINSAP (AEONTS)
การดำเนินงานธุรกิจมีพัฒนาการที่ดีขึ้นในหลายด้าน
Event – Earnings Results

- ▶ AEONTS รายงานกำไรสุทธิช่วง 2Q62/63 ที่ 942 ลบ. โต 9.4%YoY ในแง่ของการดำเนินงานส่วนใหญ่เป็นไปในเชิงบวก สะท้อนได้จากกำไรก่อนหักต้นทุนและภาษี (PPOP) โต 20.1%YoY หลัง 1) รายได้ดอกเบี้ยรับสุทธิ โต 11.4%YoY ตามขนาดของพอร์ตสินเชื่อรวมที่เพิ่มขึ้น 9.4%YoY หลังสินเชื่อเช่าซื้อโตเด่น 105.2%YoY ขณะที่พอร์ตสินเชื่อหลักทั้งเงินกู้ยืมและบัตรเครดิตโต 12.5%YoY และ 2.1%YoY ตามลำดับ 2) รายได้ที่มีดอกเบี้ยโต 21.3%YoY หนุนด้วยรายได้หนี้สูญรับคืนที่เพิ่มขึ้นกว่า 41.5%YoY ผลจากการเพิ่มความเข้มงวดในการปล่อยกู้ที่มีมูลหนี้ขึ้นต่ำลดลง 3) NIM ขยับขึ้นจาก 20.7% ในช่วง 2Q61/62 เป็น 21% หลังสัดส่วนของสินเชื่อเงินกู้ยืมและสินเชื่อเช่าซื้อเพิ่มขึ้นทดแทนสินเชื่อบัตรเครดิตที่ Yield ต่ำ และ 4) CIR ลดลงเหลือเพียง 44.9% จาก 48.4% ในปีก่อน สะท้อนประสิทธิภาพในการบริหารค่าใช้จ่ายที่ดีขึ้นมาก
- ▶ อย่างไรก็ตาม AEONTS ได้เพิ่มความระมัดระวังในการตั้งสำรองเพื่อรองรับภาวะ ศก. ไทยที่ยังไม่ฟื้นตัวทำให้ค่าใช้จ่ายตั้งสำรองเพิ่มขึ้น 27%YoY (เรคาดเพิ่มขึ้นเพียง 13.6%YoY) ส่งผลให้กำไรสุทธิของ AEONTS ต่ำกว่าที่เราคาด 7.4%

Our Take

- ▶ แม้กำไรช่วง 1H62/63 คิดเป็น 45.5% ของทั้งปี แต่เรายังคงประมาณการเดิม หลังเห็นพัฒนาการหลายส่วนที่เติบโตได้ดี ทั้งในด้านอัตราการใช้สินเชื่อ, NIM กว้างขึ้น, หนี้สูญรับคืนเพิ่มขึ้น, CIR ที่ลดลง และธุรกิจในกลุ่ม CLM ยังมีผลดำเนินงานที่สดใสต่อเนื่อง ขณะที่กำไรสุทธิที่ต่ำกว่าคาดเกิดจากการตั้งสำรองที่สูงกว่าคาดในช่วงแรกของการเปลี่ยนแปลงระบบติดตามหนี้ บวกกับภาวะ ศก. ที่ยังไม่ฟื้นตัว ซึ่งเราคาดจะเห็นทิศทางที่ดีขึ้นในช่วง 2H62/63 ตามการออกนโยบายกระตุ้น ศก. ของภาครัฐฯ นอกจากนี้ในด้านคุณภาพสินทรัพย์ยังถือว่าไม่น่าห่วง มีระดับ NPL Ratio 3.4% และมี Coverage Ratio ที่ 113.6% ทำให้เรายังคาดปี 2562/63 AEONTS จะมีกำไรสุทธิ 4,242 ลบ. โต 19.4%YoY ได้ตามประมาณการเดิม
- ▶ เรายังมองผลกำไรที่ออกมาเป็นเพียงการสะดุดชั่วคราว และคาดจะเห็นการเติบโตที่ดีขึ้นในช่วง 2H62/63 อีกทั้งราคาหุ้นปัจจุบันมี Upside 21.3% จากมูลค่าพื้นฐานปี 63/64 ที่ 251 บาท และล่าสุดบริษัทประกาศจ่ายปันผลหุ้นละ 2.45 บาท (XD วันที่ 18 ต.ค. และจ่ายปันผลวันที่ 4 พ.ย.) คิดเป็น Div. Yield 1.2% จึงคงคำแนะนำ "ซื้อ"

Figure 1: Quarterly highlights (consolidated basis)

(THBmn)	2Q61/62	1Q62/63	2Q62/63	% YoY	% QoQ
Net interest income	4,062	4,391	4,523	11.4%	3.0%
Non-interest income	479	557	581	21.3%	4.2%
Operating income	4,541	4,948	5,104	12.4%	3.2%
Operating expenses	-2,198	-2,282	-2,292	4.2%	0.4%
PPOP before tax	2,342	2,667	2,813	20.1%	5.5%
Provision	-1,254	-1,395	-1,593	27.0%	14.2%
Taxes expenses	-215	-255	-241	12.5%	-5.2%
Minority interest	-12	-30	-36	198.3%	17.9%
Extraordinary items	0	0	0		
Net profit	862	987	942	9.4%	-4.6%
EPS	3.43	3.93	3.75	9.4%	-4.6%
Asset quality ratio					
Gross NPLs (THBmn)	2,127	2,407	2,988	40.5%	24.1%
Gross NPLs / Loans (%)	2.7%	2.8%	3.4%		
NPL Coverage Ratio (%)	128.6%	127.2%	113.6%		
Credit cost (bps)	6.4%	6.7%	7.4%		
Profitability ratio					
Cost to income ratio	48.4%	46.1%	44.9%		
Average yield (%)	23.5%	23.5%	23.6%		
Cost of fund (%)	3.6%	3.3%	3.3%		
Net interest margin (NIM)	20.7%	20.9%	21.0%		
Non-interest income / total	9.4%	10.1%	10.3%		
Liquidity ratio					
Loan to Deposit ratio	1.28	1.28	1.30		
% growth					
Loan growth (y-y)	12.6%	10.4%	9.4%		
Loan growth (q-q)	3.1%	3.3%	2.2%		

Source: Yuanta Research

Corporate Governance Report Rating (CG Score)



ADVANC	AKP	AMATA	AMATAV	ANAN	AOT	AP	BAFS	BANPU	BAY	BCP	BCPG	BRR	BTS
BWG	CFRESH	CHO	CK	CKP	CM	CNT	COL	CPF	CPI	CPN	CSS	DELTA	DEMCO
DRT	DTAC	DTC	EA	EASTW	EGCO	GC	GEL	GFPT	GGC	GOLD	GPSC	GRAMMY	GUNKUL
HANA	HMPRO	ICC	ICHI	INTUCH	IRPC	IVL	JSP	KBANK	KCE	KKP	KSL	KTB	KTC
LHFG	LIT	LPN	MAKRO	MBK	MCOT	MINT	MONO	MTC	NCL	NKI	NVD	NYT	OISHI
OTO	PCSGH	PDJ	PG	PHOL	PLANB	PLANET	PPS	PRG	PSH	PSL	PTG	PTT	PTTEP
PTTGC	PYLON	Q-CON	QH	QTC	RATCH	ROBINS	S & J	SABINA	SAMART	SAMTEL	SAT	SC	SCB
SCC	SCCC	SDC	SE-ED	SIS	SITHAI	SNC	SPALI	SPRC	SSSC	STEC	SVI	SYNTEC	TASCO
TCAP	THAI	THANA	THANI	THCOM	THIP	THREL	TIP	TISCO	TKT	TMB	TNDT	TOP	IRC
TRU	TRUE	TSC	TSTH	TTCL	TU	TVD	UAC	UV	VGI	VIH	WACOAL	WAVE	WHA
WINNER													








2S	AAV	ACAP	AGE	AH	AHC	AIRA	AIT	AKR	ALLA	ALT	AMA	AMANAH	APCO
AQUA	ARIP	ARROW	ASIA	ASIMAR	ASK	ASN	ASP	ATP30	AU	AUCT	AYUD	BA	BBL
BDMS	BEC	BEM	BFIT	BGRIM	BIZ	BJC	BJCHI	BLA	BOL	BPP	BROOK	BTW	CBG
CEN	CENTEL	CGH	CHEWA	CHG	CHOW	CI	CIMBT	CNS	COM7	COMAN	CPALL	CSC	CSP
DCC	DCORP	DDD	EASON	ECF	ECL	EE	EPG	ERW	ETE	FN	FNS	FORTH	FPI
FSMART	FVC	GBX	GCAP	GLOBAL	GLOW	GULF	HARN	HPT	HTC	HYDRO	ICN	ILINK	INET
IRC	ITD	JAS	JCKH	JKN	JWD	K	KBS	KCAR	KGI	KKC	KOOL	KTIS	L&E
LANNA	LDC	LH	LHK	LOXLEY	LRH	LST	M	MACO	MAJOR	MALEE	MBKET	MC	MEGA
METCO	MFC	MFEC	MK	MOONG	MSC	MTI	NCH	NEP	NINE	NOBLE	NOK	NSI	NTV
NWR	OCC	OGC	ORI	PAP	PATO	PB	PDI	PJW	PLAT	PM	PORT	PPP	PREB
PRECHA	PRINC	PRM	PT	QLT	RICHY	RML	RS	RWI	S	S11	SALEE	SANKO	SAWAD
SCG	SCI	SCN	SE	SEAFCO	SEAOL	SELIC	SENA	SFP	SIAM	SINGER	SIRI	SKE	SMK
SMPC	SMT	SNP	SORKOR	SPC	SPI	SPPT	SPVI	SR	SSF	SST	STA	SUC	SUSCO
SUTHA	SWC	SYMC	SYNEX	TACC	TAE	TAKUNI	TBSP	TCC	TEAM	TFG	TFMAMA	THRE	TICON
TIPCO	TK	TKN	TKS	TAM	TMC	TMI	TMILL	TMT	TNITY	TNL	TNP	TNR	TOA
TOG	TPA	TPAC	TPBI	TPCORP	TRITN	TRT	TSE	TSR	TSTE	TTA	TTW	TVI	TVO
TWP	TWPC	U	UMI	UOBKH	UP	UPF	UPOIC	UT	UWC	VNT	WHAUP	WICE	WIJK
XO	YUASA	ZMICO											



7UP	ABICO	ABM	AEC	AEONTS	AF	AJ	ALUCON	AMARIN	AMC	AS	ASAP	ASEFA	ASIAN
BCH	BEAUTY	BGT	BH	BIG	BLAND	BM	BR	BROCK	BSBM	BTNC	CCET	CCP	CGD
CHARAN	CHAYO	CITY	CMO	CMR	COLOR	CPL	CPT	CRD	CSR	CTW	CWT	D	DCON
DIGI	DIMET	EKH	EMC	EPCO	ESSO	ESTAR	FE	FLOYD	FOCUS	FSS	FTE	GENCO	GIFT
GJS	GLAND	GPI	GREEN	GTB	GYT	HTECH	IFS	IHL	III	INOX	INSURE	IRCP	IT
TIEL	J	JCK	JMART	JMT	JTS	JUBILE	KASET	KCM	KIAT	KWC	KWG	KYE	LALIN
LEE	LPH	MATCH	MATI	MBAX	M-CHAI	MBX	META	MILL	MJD	MM	MODERN	MPG	NC
NDR	NETBAY	NNCL	NPK	OCEAN	PAF	PDG	PF	PICO	PIMO	PK	PL	PLE	PMITA
PPPM	PRIN	PSTC	PTL	RCI	RCL	RJH	ROJNA	RPC	RPH	SAMCO	SAPPE	SCP	SF
SGF	SGP	SKN	SKR	SKY	SLP	SMIT	SOLAR	SPA	SPCG	SPG	SQ	SRICHA	SSC
SSP	SYANLY	STPI	SUN	SUPER	SVOA	T	TCCC	TCMC	THE	THG	THMUI	TIC	TITLE
TIW	TMD	TOPP	TPCH	TIPIP	TPOLY	TTI	TVT	TYCN	UEC	UMS	UNIQ	VCOM	VIBHA
VPO	WIN	WORK	WP	WPH	ZIGA								

Corporate Governance Report - The disclosure of the survey result of the Thai Institute of Directors Association (IOD) regarding corporate governance is made pursuant to the policy of the Office of the Securities and Exchange Commission. The survey of the IOD is based on the information of a company listed on the Stock Exchange of Thailand (SET) and the market for Alternative Investment (MAI) disclosed to the public and able to be accessed by a general public investor. The result, therefore, is from the perspective of a third party. It is not an evaluation of operation and is not based on inside information. The survey result is as of the date appearing in the Corporate Governance Report of Thai Listed Companies. As a result, the survey may be changed after that date, Yuanta Securities (Thailand) Co., Ltd does not confirm nor certify the accuracy of such survey results.

Score Range	Number of Logo	Description
90 - 100		Excellent
80 - 89		Very Good
70 - 79		Good
60 - 69		Satisfactory
50 - 59		Pass

Anti-Corruption Progress Indicator

Companies that have declared their intention to join CAC

A	ABICO	AIE	AJ	AMATA	AMATA	AMATAV	ANAN	AOT	APCO	ARROW	ASIAN	B	BJC	BLAND
BLISS	BM	BPP	BR	BUI	CEN	CGH	CHG	CHO	CHOTI	CI	CIMBT	CITY	COL	CPR
DDD	EFORL	EKH	ESTAR	ETE	FLOYD	FN	FPI	FTE	GPI	GYT	ICHI	ILINK	INSURE	IRC
ITEL	JAS	JTS	KWG	LDC	LEE	LIT	LRH	MATCH	MATI	META	MFEC	MILL	MTC	NCL
NEP	NWR	ORI	PAP	PK	PLANB	POST	PRM	PRO	PSL	PYLON	QTC	ROJNA	RWI	SAPPE
SCI	SHANG	SPALI	SST	SYANLY	SUPER	SWC	SYMC	SYNEX	TAKUNI	THE	THIP	TKN	TMC	TNR
TOPP	TPP	TRITN	TTI	TVO	UEC	UKEM	UPA	UREKA	UWC	VIH	XO	YUASA		

Companies certified by CAC

ADVANC	AKP	AMANAH	AP	APCS	ASK	ASP	AYUD	BAFS	BANPU	BAY	BBL	BCH	BCPG	BGRIM
BJCHI	BKI	BLA	BROOK	BRR	BSBM	BTS	BWG	CENTEL	CFRESH	CHEWA	CIG	CM	CNS	COM7
CPALL	CPF	CPI	CSC	DCC	DEMCO	DIMET	DRT	DTAC	DTC	EASTW	ECL	EGCO	EPCO	FE
FNS	FSS	GBX	GC	GCAP	GEL	GFPT	GGC	GJS	GLOW	GOLD	GPSC	GSTEL	GUNKUL	HANA
HARN	HMPRO	HTC	ICC	IFEC	IFS	INET	INTUCH	IRPC	IVL	K	KASET	KBANK	KBS	KCAR
KGI	KKP	KSL	KTB	KTC	KWC	L&E	LANNA	LHFG	LHK	LPN	M	MAKRO	MALEE	MBAX
MBKET	MC	MCOT	MFC	MINT	MONO	MOONG	MSC	MTI	NBC	NINE	NKI	NMG	NNCL	NSI
OCC	OCEAN	OGC	PATO	PB	PCSGH	PDG	PDI	PE	PG	PHOL	PL	PLANET	PLAT	PM
PPP	PPPM	PPS	PREB	PRG	PRINC	PSH	PSTC	PT	PTG	PTT	PTTEP	PTTGC	Q-CON	QH
QLT	RATCH	RML	ROBINS	S & J	SABINA	SAT	SC	SCB	SCC	SCCC	SCG	SCN	SE-ED	SELIC
SENA	SGP	SINGER	SIRI	SIS	SITHAI	SMIT	SMK	SMPC	SNC	SNP	SORKON	SPANC	SFC	SPI
SPRC	SRICHA	SSF	SSI	SSSC	STA	SUSCO	SVI	SYNTEC	TAE	TASCO	TCAP	TCMC	TPG	TFI
TFMAMA	THANI	THCOM	THRE	THREL	TICON	TIP	TIPCO	TISCO	TKT	TMB	TMD	TMILL	TMT	TNITY
TNL	TNP	TOG	TOP	TPA	TPCORP	TRU	TRUE	TSC	TSTH	TTCL	TU	TVD	TVI	TWPC
U	UBIS	UOBKH	VGI	VNT	WACOAL	WHA	WICE	WIK						

N/A

2S	APEX	BIZ	CPL	ESSO	IEC	KTECH	MODERN	PAF	RPH	SINGER	SUC	TIW	TSTE	WG
7UP	APURE	BKD	CPT	EVER	IHL	KTIS	MPG	PERM	RS	SITHAI	SUN	TK	TSTH	WHA
AAV	AQ	BOL	CRANE	F&D	III	KWM	MPIC	PF	RSP	SKN	SUPER	TKN	TTCL	WICE
ABM	AQUA	BROCK	CRD	FANCY	INGRS	KYE	MVP	PICO	RWI	SKR	SVH	TKT	TTM	WINNER
ACAP	ARIP	BSM	CSP	FC	INOX	LALIN	NC	PIMO	S & J	SKY	SVI	TMB	TTW	WORK
ACC	AS	BTNC	CSR	FMT	IRCP	LH	NCH	PJW	SAAM	SLP	SWC	TMILL	TU	WORLD
ADAM	ASAP	BTW	CSS	FOCUS	IT	LOXLEY	NDR	PLE	SABINA	SMART	TACC	TNDT	TWP	WP
ADB	ASEFA	CBG	CTW	FORTH	ITD	LPH	NER	POLAR	SALEE	SMIT	TAE	TNH	TWPC	WPH
AEC	ASIA	COET	CWT	FSMART	J	LST	NETBAY	POMPUI	SAM	SMPC	TASCO	TNITY	TYCN	WR
AEONTS	ASIMAR	CCP	D	FVC	JCK	LTX	NEW	PORT	SAMART	SNC	TC	TNR	U	XO
AF	ASN	CGD	DCON	GENCO	JCKH	LVT	NEWS	POST	SAMCO	SONIC	TCAP	TOG	UBIS	YNP
AFC	ATP30	CHARAN	DCORP	GIFT	JCT	MACO	NFC	PPP	SAMTEL	SORKON	TCCC	TPBI	UMS	YUASA
AGE	AU	CHAYO	DELTA	GL	JKN	MAJOR	NOBLE	PRAKIT	SANKO	SPACK	TCJ	TPCH	UNIQ	ZMICO
AH	AUCT	CHOW	DIGI	GLAND	JMART	MANRIN	NOK	PREB	SAPPE	SPG	TCMC	TPCORP	UOBKH	
AHC	BA	CHUO	DNA	GLOBAL	JMT	MAX	NPK	PRG	SAWAD	SPI	TEAM	TPIPP	UPA	
AI	BAT-3K	CK	DOD	GRAMMY	JSP	M-CHAI	NPPG	PRINC	SAWANG	SPPT	TEAMG	TPLAS	UPOIC	
AIRA	BCT	CKP	DTCI	GRAND	JUBILE	MCS	NTV	PTT	SC	SPRC	TFG	TPOLY	UREKA	
AIT	BDMS	CMAN	EA	GREEN	JUTHA	MDX	NUSA	RATCH	SDC	SQ	TH	TPP	UTP	
AJA	BEAUTY	CMC	EARTH	GTB	JWD	MEGA	NVD	RCL	SE	SR	THAI	TR	UV	
AKR	BEC	CMO	EASON	GULF	KAMART	METCO	NYT	RICH	SEAFKO	SRICHA	THANA	TRC	UWC	
ALLA	BEM	CMR	ECF	HFT	KC	MGT	OHTL	RICHY	SEAOL	SSF	THANI	TRITN	VCOM	
ALT	BFIT	CNT	EE	HPT	KCM	MIDA	OISHI	RJH	SE-ED	SSSC	THIP	TRU	VGI	
ALUCON	BGC	COLOR	EIC	HTECH	KDH	MJD	OSP	RML	SFP	STEC	THMUI	TRUE	VIBHA	
AMA	BGT	COMAN	EMC	HUMAN	KIAT	MK	OTO	ROH	SGF	STHAI	THRE	TSF	VIH	
AMARIN	BH	COTTO	EPG	HYDRO	KKC	ML	PACE	ROJNA	SGP	STI	TICON	TSI	VNT	
AMC	BIG	CPH	ERW	ICN	KOOL	MM	PAE	RPC	SIMAT	STPI	TIP	TSR	WACOAL	

Disclosure: List of companies that intend to join Thailand's Private Sector Collective Action Coalition Against Corruption program from Thaipat Institute (last update: 27 January 2017) which have 2 groups;

- Companies that have declared their intention to join CAC
- Companies certified by CA

Anti - Corruption Progress Indicator - The disclosure of the Anti-Corruption Progress Indicators of a listed company on the Stock Exchange of Thailand, which is assessed by Thaipat Institute is made in order to comply with the policy and sustainable development plan for the listed companies of the Office of the Securities and Exchange Commission. Thai Institute of Directors made this assessment based on the information received from the listed company, as stipulated in the form for the assessment of Anti-corruption which refers to the Annual Registration Statement (Form 56-1), Annual Report (Form 56-2), or other relevant documents or reports of such listed company. The assessment result is therefore made from the perspective of Thaipat Institute that is a third party. It is not an assessment of operation and is not based on any inside information. Since this assessment is only the assessment result as of the date appearing in the assessment result, it may be changed after that date or when there is any change to the relevant information. Nevertheless, Yuanta Securities (Thailand) Co., Ltd does not confirm, verify, or certify the accuracy and completeness of the assessment result.

Headquarter - Gaysorn

127 Gaysorn Tower, 14-16fl., Ratchadamri Rd.,
Lumpini, Pathumwan, Bangkok, 10330
Tel. 0 2009 8888 Fax. 0 2009 8889

Kluaynamthai

3803 Qiss, Room A1-G04, G fl.,
Rama 4 Road, Phra Khanong, Khlong Toei,
Bangkok 10110
Tel. 0 2120 3770 Fax. 0 2339 3865

Crystal Park

199, Building D, 1st Floor, Room No.106-107
Praditmanutham Road, Lat Phrao,
Ladprao, Bangkok10230
Tel. 0 2120 3510 Fax. 0 2515 0875

NGAMWONGWAN

408, 410, 412, 414, 416, 418, 420, 422, 424, 426,
428, 430 Ngamwongwan Shopping Center
Building, Floor 11, Village No.2, Ngamwongwan Road,
Bang Khen, Mueang Nontaburi District, Nontaburi,
11000
Tel. 0 2120 3100 Fax. 0 2550 0499

CHAENGWATTANA

99/9 Central Chaengwattana Unit No. 1106
11 fl. Bangtalard, Pakkret, Nontaburi 11120
Tel. 0 2120 3660 Fax. 0 2193 8149

Central Plaza Ladprao

No. 1693 Office Building Central Ladprao
11th Floor, Room 1101, Phaholyothin Road,
Chatuchak, Bangkok 10900
Tel. 0 2120 3700 Fax. 0 2541 1505

Silom Road

62 Thaniya Building, Room 408, 410
4th Floor, Silom Road, Suriyawong,
Bangrak, Bangkok 10500
Tel. 0 2120 3380 Fax. 0 2235 6817

THA PHRA

129 The Mall Thapra Mall Building,
9th Floor, Ratchadapisek Road, Bukkaloo,
Thonburi, Bangkok 10600
Tel. 0 2120 3560 Fax. 0 2477 7217

NANA

142 Two Pacific Place 18fl., Sukhumvit Rd.,
North Klongtoey, Klongtoey, Bangkok, 10110
Tel. 0 2120 3200 Fax. 0 2254 9954

BONMARCHE

105/1 Room E204
Tessabarnsongkroa Rd, Ladyao, Jatujak,
Bangkok 10900
Tel. 0 2120 3630 Fax. 0 2002 5551

BANGKAPI

3522 The Mall Bangkapi 8fl. Lat Phrao Rd.,
Klong Chan, Bangkapi, Bangkok, 10240
Tel. 0 2120 3000 Fax. 0 2363 3075

BANGNA

10393/56 Central City Bangna Tower 11fl.,
Bangna-Trad Rd., Bangna, Pra-kanong,
Bangkok, 10260
Tel. 02 1203460 Fax. 02 7456467

PIN KLAO

71/29 Central Plaza Pinklao office Building, Tower A
Room Number 21803/2, 18th Floor,
Baromrachachonnane Road, Arunamarin,
Bangkok Noi, Bangkok 10700
Tel. 0 2120 3030 Fax. 0 2433 7001

PARADISE

61Paradise Park 4fl. Srinakarini Rd.,Nongbon,
Prawet, Bangkok, 10250
Tel. 02 120 3300 Fax. 02 780 2265

RATTANATHIBET

145 Tiwanond Rd., Tambon Bangkrasor,
Amphoe Muang Nonthaburi,
Nonthaburi, 11000
Tel. 0 2120 3270 Fax. 0 2580 7765

VACHARAPOL

78/26, SoiVacharaphol 2, ThaRaeng, Bangkhen,
Bangkok 10230
Tel. 0 2120 3170 Fax. 0 2363 6629

YUANTA ARI

412/44-45 Baan Phahonyothin Place Building,
3rd Floor, Phahonyothin Road, Samsen Nai,
Phaya Thai, Bangkok, 10400
Tel. 02 120 3350 Fax. 02 619 0552

ASOKE

50 GMM Grammy Place,
18th Floor, Sukhumvit 21 Road, Klongtoey Nua,
Wattana, Bangkok 10110
Tel. 0 2120 3050 Fax. 0-2258 0374-5

AMARIN

496-502 Amarin Tower 8fl. Ploenchit Rd., Lumpini,
Pathumwan, Bangkok, 10330
Tel. 0 2120 3241 Fax. 0 2256 9596

KHON KAEN

561/27-28 Na Muang Road, TambonNai Muang,
Amphoe Muang, KhonKaen 40000
Tel. 0 4322 6944 Fax. 0 4322 5344

CHONBURI

98/16 Moo5, Tambon Huaykapi, Amphoe
Muang, Chonburi 20130
Tel. 033 135130-59 Fax. 038 384794

CENTRAL CHONBURI

No. 55 / 35-36 Moo 1, Samet, Muang, Chonburi,
Chonburi 20000
Tel. 0 3313 5119 Fax. 0 3805 3839

CHIANG MAI

71 Floor 3, Thung Hotel Road, Wat Ket, Muang,
Chiang Mai 50000
Tel. 052-081460, Fax. 053-240206

NAKHON SI THAMMARAT

155/8 Phatthanakan Khu Khwang Rd., Nai-
Muang, Muang, Nakhon Si Thammarat, 80000
Tel. 0 7534 4955 Fax. 0 7534 4956

PITSANULOK

169/2-3-4 Baromtrailokanart Road, TambonNai
Muang, Amphoe Muang, Pitsanulok, 65000
Tel. 055 105 400 Fax. 055 243 168

Phuket

No. 1 / 6-7 Tungka Road, Talad Yai, Mueang
Phuket 83000
Tel 0 7668 1700 Fax 0 7635 4020

SAMUT SAKHON

67/518 Village No.4, Ekachai Road, Khok
Kham, Mueang, Samutsakhon 74000
Tel. 034 114300 Fax. 034 429202

RAYONG

125/1 Chan Udom Rd., Tambon choeng noen ,
Amphoe Muang, Rayong, 21000
Tel. 038 673900-12 Fax. 038 617490, 038619253

SURIN SOI

574 / 6-7 Moo 19, Nong Muang,
Surin 32000
Tel. 0 4406 9040 Fax. 0 4451 2447

HUA HIN

No. 8/89 Blueport Shopping Center
Soi Nong Ka Village, Nong Ka District, Hua
Hin, Prachuabkirkhan 77110
Tel. 0 3290 9612-4 Fax. 0 3252 3270

HAT YAI

The Rise Residence Project
11/103 Prachayindee 5 Road, Hat yai,
Songkhla 90110
Tel. 074 894 600, 074 894 666
Fax. 074 894 629, 074 894 687

UBON RATCHATHANI

941, 1st Floor, Chayangkul Road, Naimueang
Sub-District, Mueang District, Ubon Ratchathani
34000
Tel. 0 4595 9456 Fax. 0 4531 2132

Disclaimer:

This report is prepared by Yuanta Securities (Thailand) Co., Ltd for information purposes only. Information contained herein has been obtained from sources believed to be reliable. However, Yuanta Securities (Thailand) Co., Ltd makes no warranties and gives no assurance as to its accuracy and completeness, so future results or events will not be responsible. Investors should carefully use discretion before making an investment. No part of this report can be reproduced, altered, copied or distributed without the prior written consent of Yuanta Securities (Thailand) Co., Ltd.

Ratings Definitions

- (1) (BUY) Return may exceed 15% over the next 12 months (including dividends)
- (2) (TRADING) Return may range between -10% to +15% over the next 3 months (including dividends)
- (3) (SELL) Return may be lower than -10% over the next 12 months (including dividends)
- (4) (Not Rated) Stock is not within research coverage

Opinions or recommendations contained herein are in the form of technical ratings and fundamental ratings. Fundamental ratings may differ from technical ratings. Investors are advised to review the information in this report carefully before making investment decisions

Research Department

Strategist		Sector	E-mail	Tel.
Padon Vannarat	Head of Research		padon.v@yuanta.co.th	0-2009-8060
Piyapat Patarapuvadol	Senior Strategist		piyapat.p@yuanta.co.th	0-2009-8062
Natapon Khamthakrue	Senior Strategist	Auto, MAI	natapon.k@yuanta.co.th	0-2009-8059
Thidarat Charoenwut	Assistant Analyst	Asset Allocation		
Paramaporn Rujakom	Assistant Analyst			

Fundamental Analyst		Sector	E-mail	Tel.
Veena Naidu	Institution Analyst		veena.n@yuanta.co.th	0-2009-8070
Wichuda Plangmanee	Fundamental Analyst	Construction Service, Commerce	wichuda.p@yuanta.co.th	0-2009-8069
Thakol Banjongruck	Fundamental Analyst	Media, Health Care	thakol.b@yuanta.co.th	0-2009-8067
Theethanat Jindarat	Fundamental Analyst	F&B, SMID Cap, Power&Utility	theethanat.j@yuanta.co.th	0-2009-8071
Supachai Wattanavitheskul	Fundamental Analyst	ICT, IE, Electronic, Transportation, Utility	supachai.w@yuanta.co.th	0-2009-8066
Parinth Nikornkittikosol	Fundamental Analyst	Energy, Petrochemical	parinth.n@yuanta.co.th	0-2009-8075
Trin Sittisawad	Fundamental Analyst	Banking, Finance	trin.s@yuanta.co.th	0-2009-8068
Kansiri Kara	Assistant Fundamental Analyst	Hotel		
Jaruchart Buchachart	Assistant Fundamental Analyst	Property		
Kochakorn Sutaruksanon	Assistant Fundamental Analyst	Power & Utility		
Sarin Wutthisirisart	Assistant Fundamental Analyst			
Kanin Angsunit	Assistant Institution Analyst			

Technical Analyst		E-mail	Tel.
Apisit Limthumrongkul	Technical Analyst	apisit.l@yuanta.co.th	0-2009-8052
Pongpat Khamchoo, CMT	Technical Analyst	pongpat.k@yuanta.co.th	0-2009-8079
Pridi Luprasit	Assistant Technical Analyst		

Data Support	
Somjit Viroontanee	Support
Angsumalin Kumvong	Support
Peeraya Wiangphoem	Support